



Offset Door Pulls

CBH 7008
CBH 7009

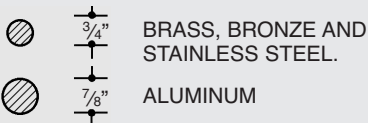
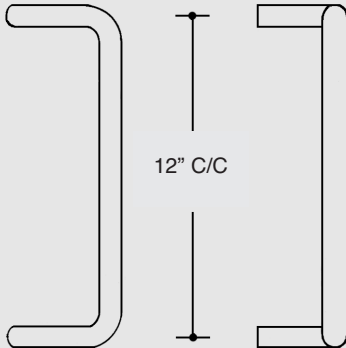
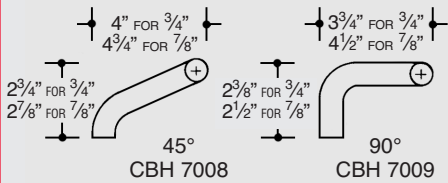
12" PULL 45°
12" PULL 90°

OTHER SIZES AVAILABLE UPON REQUEST.



MOUNTING: 1, 3 OR 6.

#1 MTG 5/16-18 NC
#3 MTG 5/16-18 NC
#6 MTG 3/8-16 NC



FINISHES: ALL STANDARD

CBH 7108
CBH 7109

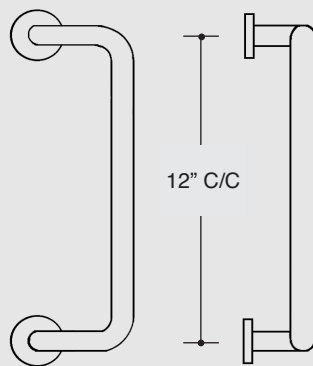
12" PULL 45°
12" PULL 90°

WITH ROUND ROSETTES 1/8" x 2" DIA.

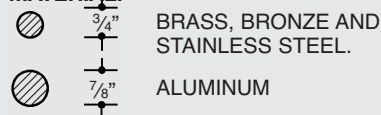


MOUNTING: 1, 3 OR 6.

#1 MTG 5/16-18 NC
#3 MTG 5/16-18 NC
#6 MTG 3/8-16 NC



MATERIAL:

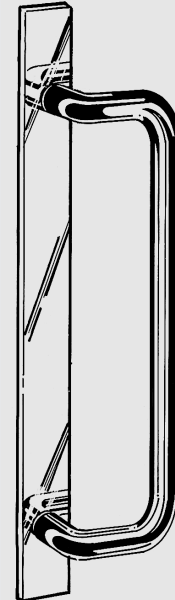


FINISHES: ALL STANDARD

CBH 7508
CBH 7509

12" PULL 45°
12" PULL 90°

WITH NARROW BACKPLATE



.050 GAUGE PLATES WILL BE SUPPLIED STANDARD, FOR THICKER PLATES USE SUFFIX

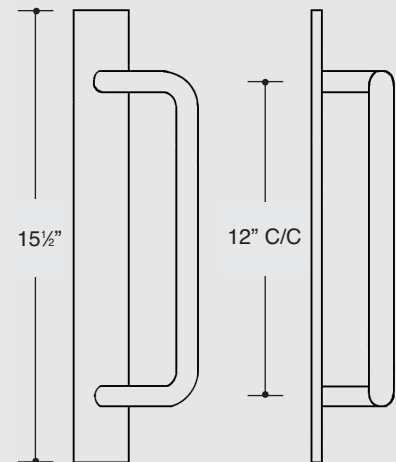
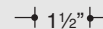
B 1/8 .125
C 3/16 .187
D 1/4 .250

EXAMPLE:

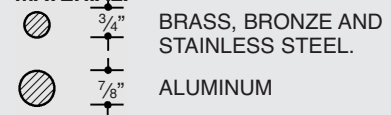
CBH 7508 = 7008 1 1/2" x 15 1/2" x .050

MOUNTING: 1, 3 OR 6.

#1 MTG 5/16-18 NC
#3 MTG 5/16-18 NC
#6 MTG 3/8-16 NC



MATERIAL:



FINISHES: ALL STANDARD



Offset Door Pulls

CBH 7008-1
CBH 7009-1

12" PULL 45°
12" PULL 90°

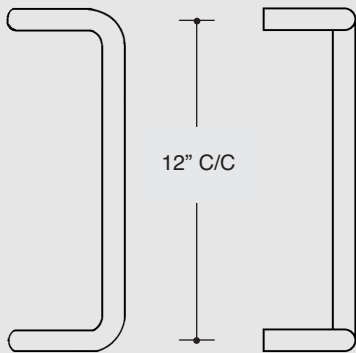
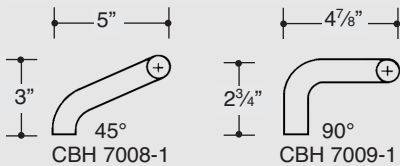
OTHER SIZES AVAILABLE UPON REQUEST

1" DIA PULL



MOUNTING: 1, 3 OR 6.

#1 MTG 5/16-18 NC
#3 MTG 3/8-16 NC
#6 MTG 3/8-16 NC



MATERIAL:


BRASS, BRONZE, ALUMINUM
AND STAINLESS STEEL.

FINISHES: ALL STANDARD

CBH 7108-1
CBH 7109-1

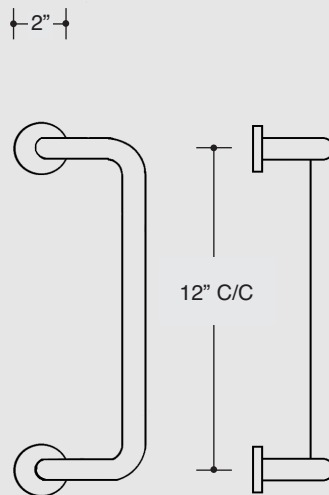
12" PULL 45°
12" PULL 90°

WITH ROUND ROSETTES 1/8" x 2" DIA.



MOUNTING: 1, 3 OR 6.

#1 MTG 5/16-18 NC
#3 MTG 3/8-16 NC
#6 MTG 3/8-16 NC



MATERIAL:


BRASS, BRONZE, ALUMINUM
AND STAINLESS STEEL.

FINISHES: ALL STANDARD

CBH 7508-1
CBH 7509-1

12" PULL 45°
12" PULL 90°

WITH NARROW BACKPLATE



.050 GAUGE PLATES
WILL BE SUPPLIED
STANDARD, FOR
THICKER PLATES
USE SUFFIX

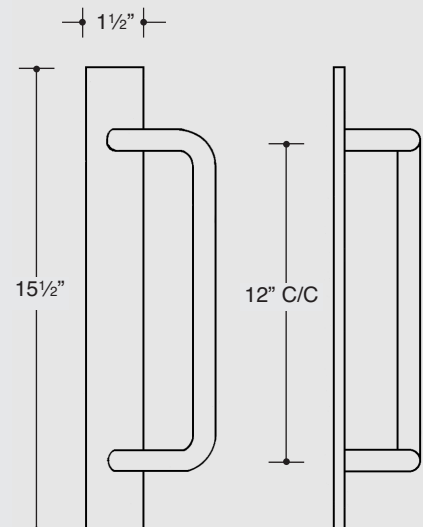
B 1/8 .125
C 3/16 .187
D 1/4 .250

EXAMPLE:

CBH 7509-1B = 7009-1 1 1/2" x 15 1/2" x .125

MOUNTING: 1, 3 OR 6.

#1 MTG 5/16-18 NC
#3 MTG 3/8-16 NC
#6 MTG 3/8-16 NC



MATERIAL:

BRASS, BRONZE, ALUMINUM
AND STAINLESS STEEL.


FINISHES: ALL STANDARD



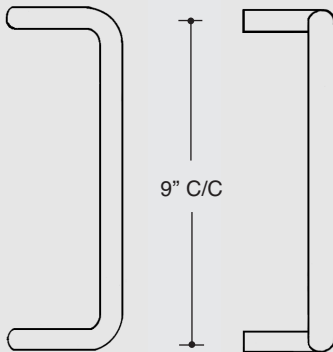
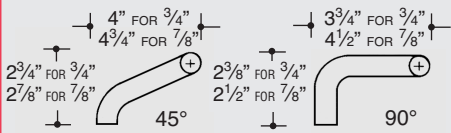
Offset Door Pulls

CBH 7238
CBH 7239

9" PULL 45°
9" PULL 90°



MOUNTING: 1, 3 OR 6.
#1 MTG 5/16-18 NC
#3 MTG 5/16-18 NC
#6 MTG 3/8-16 NC



MATERIAL:
 3/4" BRASS, BRONZE AND STAINLESS STEEL.
 7/8" ALUMINUM
FINISHES: ALL STANDARD

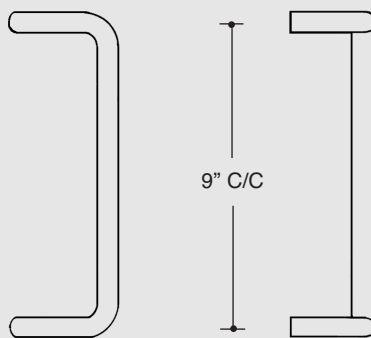

CBH 7238-1
CBH 7239-1

9" PULL 45°
9" PULL 90°

1" DIA PULL



MOUNTING: 1, 3 OR 6.
#1 MTG 5/16-18 NC
#3 MTG 3/8-16 NC
#6 MTG 3/8-16 NC




MATERIAL:
 1" BRASS, BRONZE, ALUMINUM AND STAINLESS STEEL.
FINISHES: ALL STANDARD

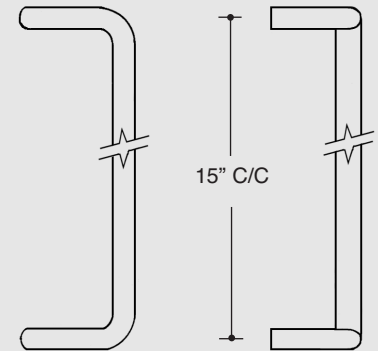
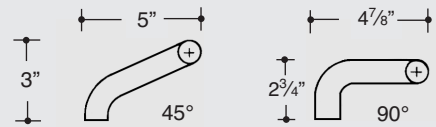
CBH 7388-1
CBH 7389-1

15" PULL 45°
15" PULL 90°

1" DIA PULL



MOUNTING: 1, 3 OR 6.
#1 MTG 5/16-18 NC
#3 MTG 3/8-16 NC
#6 MTG 3/8-16 NC



MATERIAL:
 1" BRASS, BRONZE, ALUMINUM AND STAINLESS STEEL.
FINISHES: ALL STANDARD