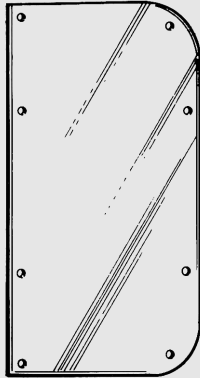




Push Plates Escutcheons

CBH 910
CBH 911
CBH 912
CBH 913

ALUMINUM
BRASS
BRONZE
STAINLESS STEEL




CBH 920
CBH 921
CBH 922
CBH 923

ALUMINUM
BRASS
BRONZE
STAINLESS STEEL



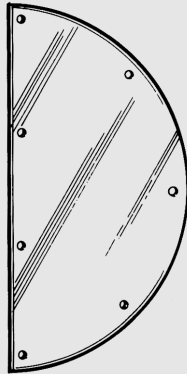
.050 GAUGE
PLATES WILL
BE SUPPLIED
STANDARD,
FOR THICKER
PLATES USE
SUFFIX
A .062
B .125

All push plates are drilled and countersunk with bevelled edges and supplied standard with #6x5/8 socket wood screws. Machine screws or tape are available upon request.



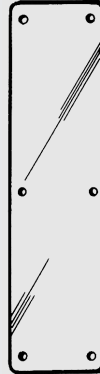
CBH 930
CBH 931
CBH 932
CBH 933

ALUMINUM
BRASS
BRONZE
STAINLESS STEEL



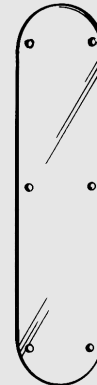
CBH 940
CBH 941
CBH 942
CBH 943

ALUMINUM
BRASS
BRONZE
STAINLESS STEEL



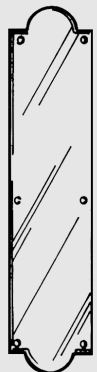
CBH 950
CBH 951
CBH 952
CBH 953

ALUMINUM
BRASS
BRONZE
STAINLESS STEEL



CBH 960
CBH 961
CBH 962
CBH 963

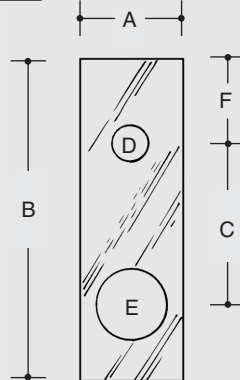
ALUMINUM
BRASS
BRONZE
STAINLESS STEEL



3 1/2" AND 4"
WIDTH ONLY

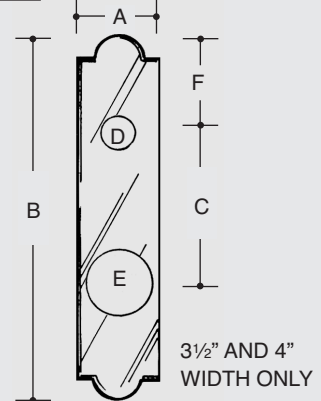
CBH 970
CBH 971
CBH 972
CBH 973

ALUMINUM
BRASS
BRONZE
STAINLESS STEEL



CBH 980
CBH 981
CBH 982
CBH 983

ALUMINUM
BRASS
BRONZE
STAINLESS STEEL



3 1/2" AND 4"
WIDTH ONLY