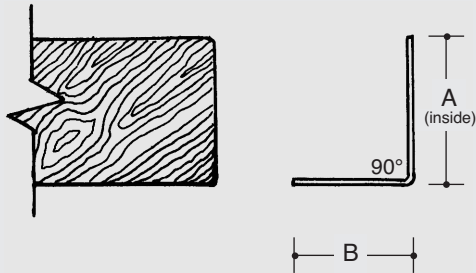




Kick Plates Edge Guards/Corner Guards Astragals

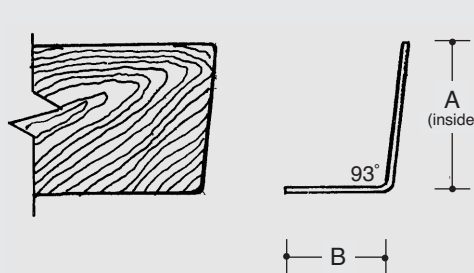
CBH 410

DOOR EDGE



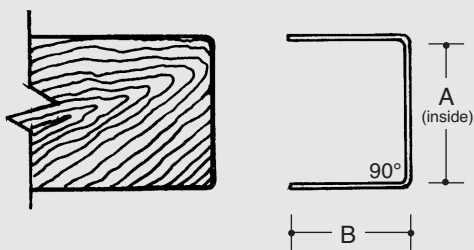
CBH 420

DOOR EDGE (WITH BEVEL)



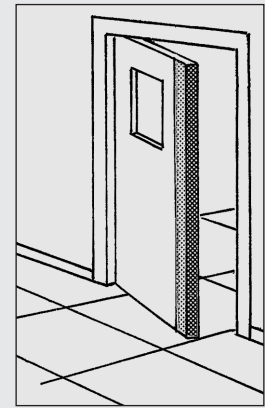
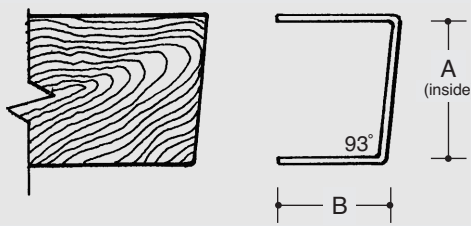
CBH 430

DOOR CHANNEL



CBH 440

DOOR CHANNEL (WITH BEVEL)
LH SHOWN



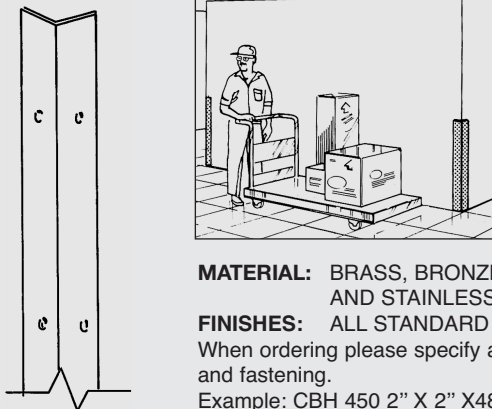
MATERIAL: BRASS, BRONZE AND STAINLESS STEEL
FINISHES: ALL STANDARD

When ordering please specify A & B dimensions and location of screw holes

Note: A dimension equals door thickness

CBH 450

CORNER GUARD



MATERIAL: BRASS, BRONZE AND STAINLESS STEEL

FINISHES: ALL STANDARD

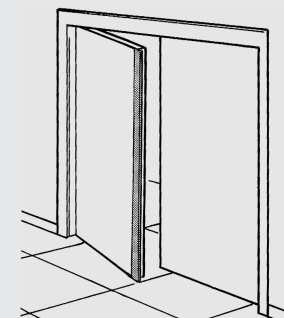
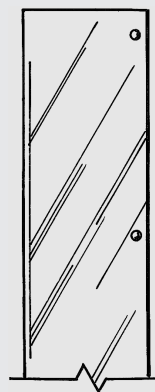
When ordering please specify all dimensions and fastening.

Example: CBH 450 2" x 2" x 48" x C32D

CBH 498
CBH 499

1/8" x 1 1/2" x LENGTH ASTRAGAL

1/8" x 2" x LENGTH ASTRAGAL

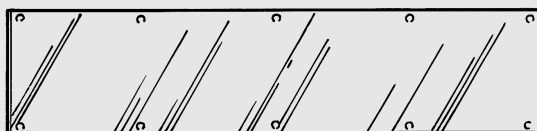


MATERIAL: BRASS, ALUMINUM, STAINLESS STEEL & STEEL PRIME COATED

OTHER FINISHES: P.O.A.

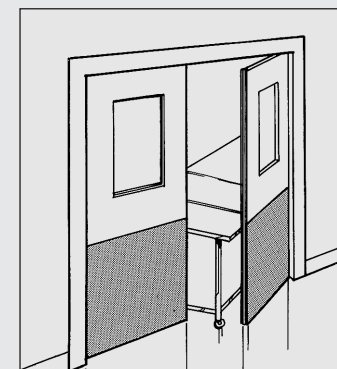
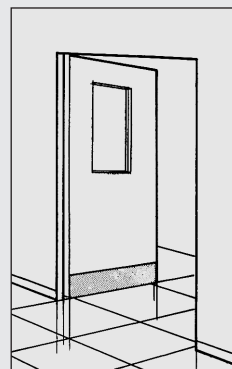
CBH 900
CBH 901
CBH 902
CBH 903

ALUMINUM KICKPLATE
BRASS KICKPLATE
BRONZE KICKPLATE
STAINLESS STEEL KICKPLATE



All kickplates are drilled, countersunk and supplied standard with #6 x 5/8 oval head socket wood screws. Machine screws or tape fastening is available upon request.

Kickplates available with bevelled edges at extra cost. All tape Kickplates are bevelled edge.



.050 GAUGE PLATES WILL BE SUPPLIED STANDARD. FOR THICKER GAUGE PLATES USE SUFFIX **A .062 B .125**